

Year 1 Phonics Meeting



Phonics



What is Phonics?

- Phonics is recommended as the first strategy that children should be taught in helping them learn to read.
- Words are made up from small units of sound called **phonemes**.
- Phonics teaches children to be able to listen carefully and identify the **phonemes** that make up each word. This helps children to learn to read words and to spell words using the corresponding **graphemes (GPCs)**.



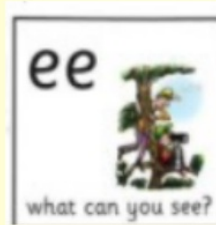
You will have been introduced to the Read Write Inc program in Early Years.

Each sound (phoneme) has a picture and a rhyme or patter to go with it to help your child remember it better.



Early Years continue teaching children phonics by introducing **digraphs** and **trigraphs**.

digraph



sleep



trigraph



chair




knight



Year One continue to develop children's understanding of phonics through practising the same sounds but also teaching children alternative sounds.

Speed Sounds Set 2

ay may I play? 	ee what can you see? 	igh fly high 	ow blow the snow 	oo peo at the zoo 
oo look at a book 	ar start the car 	or shut the door 	air that's not fair 	ir whirl and twirl 
Speed Sounds Set 3		ou shout it out 	oy toy for a boy 	
ea cup of tea 	oi spoil the boy 			
ā-e make a cake 	ī-e nice smile 	ō-e phone home 	ū-e huge brute 	aw yawn at dawn 
are cave and share 	ur nurse with a purse 	er a better letter 	ow brown cow 	ai snail in the rain 
oa goat in a boat 	ew chew the stew 	ire fire, fire! 	ear hear with your ear 	ure sure it's 

knight
pie
fly
strike

letter
twirl
nurse

Why do we want children to be successful at phonics?

We want children to be long life readers.



Reading is so important as it provides the building blocks to every child's learning which feeds every area of the curriculum.

Why do we need to do a Yr1 Phonic check?



The more secure children are with their phonics, the more able they are to decode new and unfamiliar words. Phonics unlocks reading for children.



Reading is so important as it provides the building blocks to every child's learning which feeds every area of the curriculum.

Children can become confident readers using this strategy of teaching phonics. We start by teaching one way of writing a sound, then this progresses to alternative ways of writing the same sound.

What happens in the Year 1 Phonics Screening Check?



1:1 task with teacher in Summer Term



children read about 40 words



real and pseudo
(nonsense) words




one syllable and two syllable words

cat

screech

windmill

scarecrow



Why do the children read real and pseudo words?

Practice sheet: Real words

in

at

beg

sum

Practice sheet: Pseudo words

ot



vap



osk



ect



How do we administer the Year 1 Phonics Screening Check?



Done by familiar adult



administered over 2/3 days



Takes about 5-10 minutes




Can be broken into more than one sitting as it is in two parts



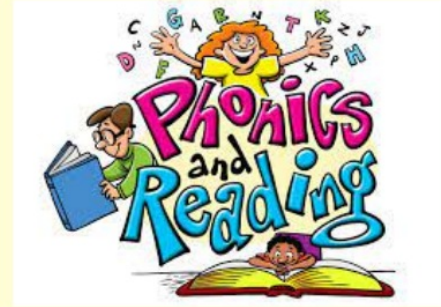
Children can self correct themselves but we cannot prompt a child if they make an error



Children can draw sound buttons on to help



Is there a pass mark?



Required standard last year was 32 out of 40



Children who do not reach required standard will continue to work on their phonics in Yr2 and take part in a phonics screen in June Yr2.

How do we prepare the children?



Phonics lessons



Guided reading tasks



It won't feel like a strange or unusual task, they will have several experiences of the check beforehand.

dest



sest



rast



How do I find out how my child has done?

How can I help?



Read!

Read!

Read!
















Encouragement
and praise!
Keep it positive!

Practise lots!

Spot the digraphs!



Phonics Homework, over several sessions

kib 	mub 	heg 	tham 	parg 
quish 	theep 	isp 	crig 	spull 
casp 	cholt 	shot	cool	chick
sharp	smart	slash	root	think
zirl 	pabe 	flebe 	tawst 	twask 
claink 	splaw 	scrold 	meat	pave
play	thrush	draft	crawls	stray
strips	enjoy	spider	bedroom	complete

Useful websites:


<https://home.oxfordowl.co.uk/reading/learn-to-read-phonics/>



<https://www.phonicsbloom.com>



<https://www.phonicsplay.co.uk/resources/phase/2/picnic-on-pluto>



Dates of the phonic screening 2025

9th-13th June

16th- 20th June for anyone who is absent

